

BE A BEACH PRO

Here are some tips and tricks for a day at the beach.

Before you go...

...learn the names of some shells you might see.

Cockle



Cowrie



Conch




Whelk



Mussel



Limpet



Scallop



Sea snail



My shell's made of a substance called calcium carbonate. It oozes out from my body and quickly hardens to shield me from harm.

Slipper limpet



Rose petal tellin




Sunray Venus



Razor shell



Clam



CATCH A CRAB

You'll need an old net bag from a supermarket, such as one you might find oranges in.

What a cl-awsome idea!



Tie a long piece of string to the bag.

Put a chunk of bait – bread, cheese or meat – inside the bag. Add a stone to weigh it down.

Lower the bag into the seawater. When you feel a tug, slowly pull up the line.

Remember to put any crabs you catch back.

Look at the underside of a crab to identify if it's male or female. Females have a rounded shape at the rear of their shells. Males have a pointed shape.




Usborne Activities

Find this and similar activities in **Never Get Bored Outdoors**
Share your activities with us [#UsborneActivities](https://www.instagram.com/UsborneActivities).

Illustrations by Various
Copyright © Usborne Publishing Limited, 2025





BEACH CHILL

Draw some more cloud shapes in the sky.

Wherever you are, imagine waves lap the shore, a breeze wafts across the warm sand and you are slowly eating a delicious ice cream. Add colour and detail to this lazy day at the beach.

Add some colour to the waves.

Decorate the castle with shells.

What is she dreaming about?

What are the flavours?

Finish off the patterns on this umbrella.

Hey dude!
Can you fill in
my surfboard?

What is he
reading?



Usborne Activities


Find more like this in **The Unhurry Book**. Find more activities at [usborne.com/activities-for-kids](https://www.usborne.com/activities-for-kids)

© Usborne Publishing Limited, 2022



SATURDAY ACTIVITIES

Doodle things that you might find on a beach.

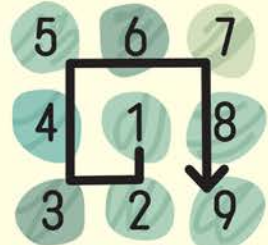


Day 298

Write all the missing numbers between 1 and 36 on the empty pebbles so that they touch each other in order, in an unbroken chain. You can go left, right, up or down, but not diagonally.




Example:



.....	36	9
.....	12
.....	5
.....	30	1	2
.....	24
.....	21

21	22	23	24	25	26	27
19	18	17	16	15	14	13
31	30	29	28	27	26	25
5	4	3	2	1	36	35
33	32	31	30	29	28	27
11	10	9	8	7	6	5

Solution



Usborne Activities

Find more activities like this in **A Number Puzzle a Day**
Share your activities with us #UsborneActivities.

Illustrations by Michael Hill
Copyright © Usborne Publishing Limited, 2025



Beach treasure hunt

Some children have nearly reached the end of a treasure hunt on the beach. Follow the final clue to help them find the beach hut where the treasure is hidden.



The beach hut where the treasure is hidden is two places to the left of a hut whose door matches its roof. Its front wall does not have every other plank painted white, and its number isn't even.

Shell search

In the picture below, draw around the group of shells that matches the group shown on the right.



Saturday Activities

Find more like this in **Holiday Puzzle Pad** • Share your activities on Instagram #SaturdayActivities • usborne.com/saturdayactivities

SATURDAY ACTIVITIES



SATURDAY ACTIVITIES



On the beach



Can you spot each of these things?



rubber ring



surfboard



volleyball net



lifeguard




banana boat



What's in the pirate treasure chest?
Find out by circling every third shell
and reading the words they spell.

Start



Usborne Activities

Discover more in the **A Puzzle A Day**
Share your activities with us [#UsborneActivities](#).

Illustrations by Michael Day
Copyright © Usborne Publishing Limited, 2024.



SATURDAY ACTIVITIES

Spot 5 differences.

28

